




REVIEW OF COLLABORATION BETWEEN RESEARCHERS AT THE UNIVERSITY OF LEEDS AND OFFICERS AT LEEDS CITY COUNCIL

Report on findings from SmartSurvey with respondents from staff at the university and the council



1. Page 1

| Please confirm... | | | | | | | Response Percent | Response Total |
|-------------------|--|--|-----------------|---|--------------------|---|------------------|----------------|
| 1 | I give my consent for my personal information to be used as described in the privacy notice. |  | | | | | 100.00% | 147 |
| Analysis | Mean: | 1 | Std. Deviation: | 0 | Satisfaction Rate: | 0 | answered | 147 |
| | Variance: | 0 | Std. Error: | 0 | | | skipped | 0 |

2. Page 2

| Are you employed by or work for: | | | | | | | Response Percent | Response Total |
|----------------------------------|-------------------------|--|-----------------|------|--------------------|-------|------------------|----------------|
| 1 | Leeds City Council |  | | | | | 10.20% | 15 |
| 2 | The University of Leeds |  | | | | | 90.48% | 133 |
| Analysis | Mean: | 1.91 | Std. Deviation: | 0.3 | Satisfaction Rate: | 90.48 | answered | 147 |
| | Variance: | 0.09 | Std. Error: | 0.02 | | | skipped | 0 |

3. Page 3

| Have you had any experience of working collaboratively in the context of research and policy engagement between Leeds City Council/University of Leeds since January 2015? | | | | | | | Response Percent | Response Total |
|--|-----------|---|-----------------|------|--------------------|-------|------------------|----------------|
| 1 | Yes |  | | | | | 59.86% | 88 |
| 2 | No |  | | | | | 40.14% | 59 |
| Analysis | Mean: | 1.4 | Std. Deviation: | 0.49 | Satisfaction Rate: | 40.14 | answered | 147 |
| | Variance: | 0.24 | Std. Error: | 0.04 | | | skipped | 0 |

RESPONDENTS' SURVEY PATH SPLIT ACCORDING TO RESPONSE TO THIS QUESTION. THOSE WITH EXPERIENCE ANSWERED QUESTIONS FROM PAGE 4 AND THOSE WITHOUT EXPERIENCE FROM PAGE 6, THEN THOSE WITHOUT EXPERIENCE ANSWERED QUESTIONS FROM PAGE 8 AND THOSE WITH EXPERIENCE FROM PAGE 9. ALL RESPONDENTS ANSWERED QUESTIONS FROM PAGES 10 AND 11.

RESPONDENTS WITHOUT PREVIOUS EXPERIENCE OF COLLABORATION

4. Page 4

| What have you found to be the main benefits to working collaboratively between Leeds City Council/University of Leeds on research and policy? (please select up to three main benefits) | | | | | | Response Percent | Response Total | |
|---|--|--------|-----------------|-------|--------------------|------------------|----------------|----|
| 1 | Access to further data | | | | | 23.86% | 21 | |
| 2 | Access to a broader range of research participants | | | | | 28.41% | 25 | |
| 3 | Looking at things in a different way | | | | | 35.23% | 31 | |
| 4 | Access to knowledge to inform policy | | | | | 21.59% | 19 | |
| 5 | Learning from best practice | | | | | 11.36% | 10 | |
| 6 | Driving innovation | | | | | 12.50% | 11 | |
| 7 | To meet our commitments for improving the city | | | | | 26.14% | 23 | |
| 8 | Access to resources/funds | | | | | 9.09% | 8 | |
| 9 | Access to data analysis skills | | | | | 6.82% | 6 | |
| 10 | Co-producing better solutions | | | | | 43.18% | 38 | |
| 11 | Demonstrating impact | | | | | 39.77% | 35 | |
| 12 | Other (please specify): | | | | | 11.36% | 10 | |
| Analysis | Mean: | 17.27 | Std. Deviation: | 18.81 | Satisfaction Rate: | 132.54 | answered | 88 |
| | Variance: | 353.97 | Std. Error: | 2.01 | | | skipped | 59 |
| Other (please specify): (10) – Comments removed as potentially identifying | | | | | | | | |











| Were any of the following particularly helpful in enabling collaborative working between Leeds City Council/University of Leeds? (please select up to three factors) | | | | | | Response Percent | Response Total | |
|--|--|-------|-----------------|------|--------------------|------------------|----------------|----|
| 1 | Pre-existing inter-personal relationships | | | | | 73.26% | 63 | |
| 2 | Closely-aligned objectives | | | | | 53.49% | 46 | |
| 3 | Internal funding | | | | | 26.74% | 23 | |
| 4 | External funding | | | | | 41.86% | 36 | |
| 5 | Resources in kind (such as office space, staff or equipment) | | | | | 27.91% | 24 | |
| 6 | Training | | | | | 2.33% | 2 | |
| 7 | Other (please specify): | | | | | 16.28% | 14 | |
| Analysis | Mean: | 6.95 | Std. Deviation: | 6.93 | Satisfaction Rate: | 75.58 | answered | 86 |
| | Variance: | 48.01 | Std. Error: | 0.75 | | | skipped | 61 |

Were any of the following particularly helpful in enabling collaborative working between Leeds City Council/University of Leeds? (please select up to three factors)

| | Response Percent | Response Total |
|--|------------------|----------------|
| Other (please specify): (14) Comments removed as potentially identifying | | |

5. Page 5




Have you found any of the following barriers to be a particular issue when working collaboratively on research and policy projects between Leeds City Council/University of Leeds? (please select up to four main barriers)

| | Response Percent | Response Total |
|---|---|----------------|
| 1 Didn't know who to contact  | 25.32% | 20 |
| 2 Different organisational priorities  | 27.85% | 22 |
| 3 Different paces of working  | 35.44% | 28 |
| 4 Different levels of research/policy understanding  | 26.58% | 21 |
| 5 Lack of time when I have competing priorities  | 46.84% | 37 |
| 6 Lack of capacity among staff to support collaboration  | 35.44% | 28 |
| 7 Potential reputational/political risk  | 8.86% | 7 |
| 8 Data sharing issues  | 16.46% | 13 |
| 9 Different organisational cultures  | 24.05% | 19 |
| 10 Other (please specify):  | 7.59% | 6 |
| Analysis | Mean: 12.27 Std. Deviation: 12.53 Satisfaction Rate: 108.02 | answered 79 |
| | Variance: 157.12 Std. Error: 1.41 | skipped 68 |
| Other (please specify): (6) Comments removed as potentially identifying | | |

RESPONDENTS WITHOUT PREVIOUS EXPERIENCE OF COLLABOARATION

6. Page 6

How interested might you be in collaborating on areas of research and policy between Leeds City Council/University of Leeds in future?

| | Response Percent | Response Total |
|---|---|----------------|
| 1 Not interested  | 3.39% | 2 |
| 2 Moderately interested  | 25.42% | 15 |
| 3 Extremely interested  | 71.19% | 42 |
| Analysis | Mean: 2.68 Std. Deviation: 0.53 Satisfaction Rate: 83.9 | answered 59 |
| | Variance: 0.29 Std. Error: 0.07 | skipped 88 |


7. Page 7

| Which of the following do you think might be the main benefits to research/policy collaboration between Leeds City Council/University of Leeds? (please select up to three main benefits) | | | | | | | Response Percent | Response Total |
|---|--|--------|-----------------|-------|--------------------|--------|------------------|----------------|
| 1 | Access to further data | | | | | | 21.05% | 12 |
| 2 | Access to a broader range of research participants | | | | | | 24.56% | 14 |
| 3 | Looking at things in a different way | | | | | | 28.07% | 16 |
| 4 | Access to knowledge to inform policy | | | | | | 36.84% | 21 |
| 5 | Learning from best practice | | | | | | 10.53% | 6 |
| 6 | Driving innovation | | | | | | 19.30% | 11 |
| 7 | To meet our commitments for improving the city | | | | | | 26.32% | 15 |
| 8 | Access to resources/funds | | | | | | 10.53% | 6 |
| 9 | Access to data analysis skills | | | | | | 3.51% | 2 |
| 10 | Co-producing better solutions | | | | | | 64.91% | 37 |
| 11 | Demonstrating impact | | | | | | 45.61% | 26 |
| 12 | Other (please specify): | | | | | | 1.75% | 1 |
| Analysis | Mean: | 19.42 | Std. Deviation: | 22.69 | Satisfaction Rate: | 149.92 | answered | 57 |
| | Variance: | 515.01 | Std. Error: | 3.01 | | | skipped | 90 |
| Other (please specify): (1) Comments removed as potentially identifying | | | | | | | | |

8. Page 8




| Which of the following issues would be most likely to prevent you from pursuing research and policy collaboration between Leeds City Council/University of Leeds? (please select up to four barriers) | | | | | | | Response Percent | Response Total |
|---|---|--|--|--|--|--|------------------|----------------|
| 1 | Don't know who to contact | | | | | | 75.00% | 42 |
| 2 | Different organisational priorities | | | | | | 35.71% | 20 |
| 3 | Different pace of working | | | | | | 14.29% | 8 |
| 4 | Different levels of research/policy understanding | | | | | | 32.14% | 18 |
| 5 | Don't personally have the time | | | | | | 23.21% | 13 |
| 6 | Lack of capacity among staff to support collaboration | | | | | | 35.71% | 20 |
| 7 | Potential reputational/political risk | | | | | | 0.00% | 0 |
| 8 | Data sharing concerns | | | | | | 12.50% | 7 |
| 9 | Different organisational cultures | | | | | | 21.43% | 12 |

Which of the following issues would be most likely to prevent you from pursuing research and policy collaboration between Leeds City Council/University of Leeds? (please select up to four barriers)

| | | | | | | Response Percent | Response Total | |
|---|-------------------------|---|-----------------|------|--------------------|------------------|----------------|----|
| 10 | Other (please specify): |  | | | | | 16.07% | 9 |
| Analysis | Mean: | 11.02 | Std. Deviation: | 12.2 | Satisfaction Rate: | 92.86 | answered | 56 |
| | Variance: | 148.9 | Std. Error: | 1.63 | | | skipped | 91 |
| Other (please specify): (9) Comments removed as potentially identifying | | | | | | | | |

9. Page 9

Which of the following most prevent you from pursuing research/policy collaboration between Leeds City Council/University of Leeds? (please select up to four factors)

| | | | | | | Response Percent | Response Total | |
|-----------------------------|---|---|-----------------|------|--------------------|------------------|----------------|-----|
| 1 | Not appropriate to my role |  | | | | | 50.00% | 1 |
| 2 | Negative experiences in the past | | | | | | 0.00% | 0 |
| 3 | Too busy on other things |  | | | | | 100.00% | 2 |
| 4 | Don't know who to contact | | | | | | 0.00% | 0 |
| 5 | Different organisational priorities | | | | | | 0.00% | 0 |
| 6 | Different paces of working | | | | | | 0.00% | 0 |
| 7 | Levels of research/policy understanding | | | | | | 0.00% | 0 |
| 8 | Don't personally have the time |  | | | | | 50.00% | 1 |
| 9 | Lack of capacity among staff to support collaboration | | | | | | 0.00% | 0 |
| 10 | Potential reputational/political risk | | | | | | 0.00% | 0 |
| 11 | Data sharing concerns | | | | | | 0.00% | 0 |
| 12 | Different organisational cultures | | | | | | 0.00% | 0 |
| 13 | Other (please specify): | | | | | | 0.00% | 0 |
| Analysis | Mean: | 7.5 | Std. Deviation: | 6.44 | Satisfaction Rate: | 45.83 | answered | 2 |
| | Variance: | 41.5 | Std. Error: | 4.56 | | | skipped | 145 |
| Other (please specify): (0) | | | | | | | | |
| No answers found. | | | | | | | | |

10. Page 10

Please provide any suggestions on how to encourage, support or enhance collaborations between researchers at the University of Leeds and policymakers and practitioners at Leeds City Council.

| | | | | | | Response Percent | Response Total | |
|--|---------------------|--|--|--|--|------------------|----------------|-----|
| 1 | Open-Ended Question | | | | | | 100.00% | 100 |
| Comments removed as potentially identifying. | | | | | | answered | 100 | |

Please provide any suggestions on how to encourage, support or enhance collaborations between researchers at the University of Leeds and policymakers and practitioners at Leeds City Council.

| | Response Percent | Response Total |
|--|------------------|----------------|
| | skipped | 47 |

Can you suggest any particular fields of research, services or challenges which you believe might particularly benefit from collaboration between Leeds City Council/University of Leeds?

| | Response Percent | Response Total |
|--|------------------|----------------|
| 1 Open-Ended Question | 100.00% | 101 |
| Comments removed as potentially identifying. | answered | 101 |
| | skipped | 46 |